

# Robin's Explore Enquiry – Where's the bear?

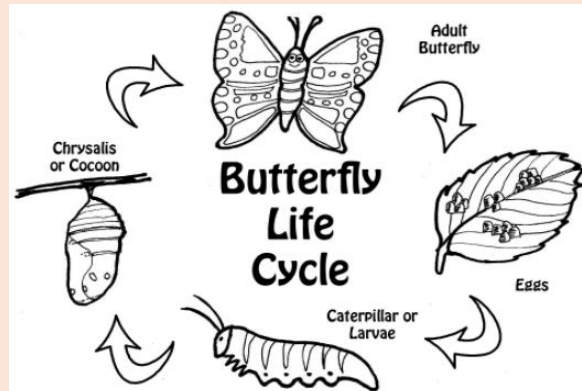
## Sticky Knowledge

This term, we will learn about how different environments vary. Using stories, maps, pictures, observations and discussions we will also learn about our local environment and how things grow, change and decay. There will also be a focus on how we can help to look after wildlife.

Answer these questions to help you keep your knowledge sticky:

Can you name three or more different environments? Can you name some differences between a beach and a forest? How can we help our local wildlife? What happens if plants do not have water? How do caterpillars turn into butterflies?

Key Vocabulary	Definitions
Environment	An area where a plant, animal or person lives.
Decay	To rot or decompose.
Growth	The process of getting bigger.



### How to help at home:

Talk to your child about the lifecycle of a butterfly.

Talk about the environment and what you see around you when visiting new places.

## Crucial Connections

Listen to the story of 'The Hungry Caterpillar' and discuss the amazing lifecycle of a butterfly.

<https://www.youtube.com/watch?v=75NQK-Sm1YY>






Have a go at some simple but exciting art and craft activities.

<https://www.woodlandtrust.org.uk/blog/2020/03/kids-nature-activities-self-isolation/>

Take a look at some of these garden projects to help support the wildlife in your area.

<https://www.wildlifetrusts.org/looking-after-yourself-and-nature?gclid=Cj0KCQjw4f35BRDBARIsAPePBHxwmDtR9jC1pH-y0chSbcC->

## Reading Recommendations



Values

Offering and Integrity